

G W M T A N K

500

Medium & Large Luxury Business SUV



G W M T A N K  
500

**GWM Tank 500: where luxury meets innovation and power.**

Discover the ultimate fusion of luxury and performance. Meticulously crafted by Great Wall Motors, this exceptional vehicle embodies elegance and power, delivering an enthralling driving experience.

Experience the allure of its striking exterior and step into the refined and spacious cabin equipped with cutting-edge technology for unrivaled comfort. With advanced safety features, rest assured that every journey is protected on all types of roads.

Unleash the perfect blend of luxury, innovation, and power with the GWM Tank 500 Luxury SUV.



# High Power Performance



## Quietly Confident Elegance

Timeless design



## All Terrain Capabilities

Off road. On demand.  
2.0T+ 9HAT advanced powertrain  
Latest gen all terrain system to conquer any challenges



Professional off road suspension and body-on-frame chassis




Sober grille + LED split headlamps



Electric side step



Hi-tech 2.0T+ 9HAT engine



Longitudinal 9 speed automatic

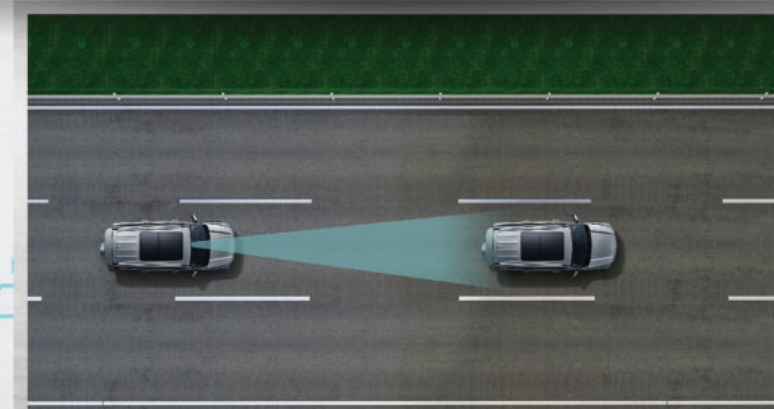
G W M T A N K

500



## Superior Safety Guarantee

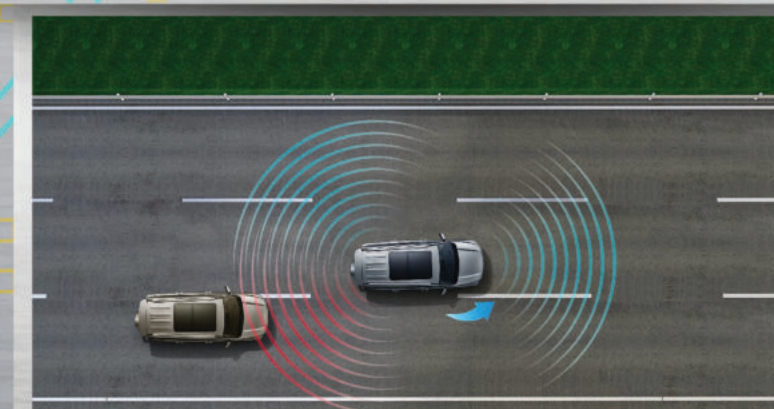
It safeguards your safety with multiple smart technologies and helps you predict the unknown risks in advance, thus making your long trip safe and worry-free.



Intelligent Cruise Assistance + Traffic Jam Assistance



Traffic Signal Recognition



Lane-Keeping Assistance + Blind Spot Detection

# An artistic design fully reflecting luxuriousness

Inspired by the Chinese character "mountain", the shape of the central control screen seeks to be natural and simple, leading to more luxurious and poetic imagination.





## High Technological Content

Tank 500 is packed with hi-tech functions that will take you to a thrilling yet convenient driving experience—providing comfortable drive along with intelligent connectivity for enjoyable entertainment on the go



14.6" Infotainment System



12.3" LCD Instrument Cluster

# Specification



G W M T A N K  
500

GWM TANK 500 Parameter Configuration		
	PRO	DELUXE
Length*width*height ( mm)	5078*1934*1905	
Wheelbase ( mm)	2850	
Engine (gasoline)	2.0T	
Transmission	9HAT	
Emission standard	Euro V	
Seaters	7	
Max Power	255 kW (346PS)	
Max Torque	648 Nm	
Driveline	4WD	
Fule Tank size	75L	
Basic information		
Double wishbone independent suspension-front	●	●
Multi-link non-independent suspension-rear	●	●
Tire	265/60 R18	265/50 R20
Intelligent electronically controlled 4WD/two-speed +mechanical lock (central differential lock)	×	●
Steering assist(TAB)	●	●
Steering multi-mode	●	●
Driving mode optional + full terrain system + smart full terrain mode + expert mode	●	●
Electronic gear shifter	●	●
Exterior		
Panoramic sunroof	×	●
LED automatic headlamp	●	●
HEADLAMP Adjustable	×	●
Far & near beam automatic switching system	●	●
Follow me home	●	●
Fixed side step	●	×
Electric side step	×	●
Spare Tire on the Back Door	●	●
Manual rear door absorbing	●	●
Electric Anti-glare Internal Rear View Mirror	●	●
Outside rearview mirror: electric folding/electric adjustment/turning light	●	●
Outside rearview mirror: memory assist/ground light	×	●
Front door+rear door+front windshield sound isolation glass	●	●
Electric Child lock	×	●
Interior configuration		
seat	Leather	NAPPA leather
12.3 inch color digital cluster+brightness adjustable	●	●
14.6 inch color multi-touch screen	●	●
Speakers	8	12
Integrated amplifier	×	●
Independent power amplifier	●	×
Volume adjust Speed changing	●	●
Microfiber leather steering wheel	●	●

Paddle shifters	●	●
4-Way adjustable steering wheel	Manual	Electric
Front row mobile phone wireless charging	●	●
Automatic A/C dual temperature zone+Rear automatic A/C	●	●
Air quality control system	●	●
Negative ion purifier + PM2.5 detection system	×	●
Inner automatic defogging	×	●
Driver's seat: 8-direction electric adjustable	●	●
Driver's seat: memory assist + welcome seat	×	●
Driver's seat lumbar electric support	4way	
Co-pilot electric seat	4way	6way
Driver's/Co-pilot seat adjustable headrest	2way	4way
Front seat belt pre-tensioned w/ force-limiting+ending piece pre-tensioned	●	●
Front seat ventilation+2nd seat ventilation	×	●
Front row 8 point massage	×	●
Unfastened Seat belts Reminder (Front)	●	×
Unfastened Seat belts Reminder (Front+Second row)	×	●
2nd row central armrest fixed cup holder w/o storage box	●	●
2nd Row Window Curtain - Manual	×	●
2nd row seats backrest adjustment	Manual	Manual
Mechanical sun-protection curtains on side rear windows	×	●
3rd row folding	Manual	Electric
3rd row seat belt unfasten warning	×	×
3P*3 pre-tensioned+side force-limiting seat belt	●	●
Front double airbags+Front side airbag+Side curtain airbag	●	●
Child safety seat fixture (ISOFIX)	●	●
Flocking storage box	●	●
N95 filter element dust filter	●	●
Glasses case	●	●
Side ceiling lamp	●	●
Multi-color rhythmic ambient light and background light	●	×
Multi-color rhythmic +running water ambient light and background light	×	●
Trunk light	●	●
Luggage curtain	●	●
Electronic clock	●	●
Outside temperature display	●	●
220V power supply	●	●
Driving recorder USB power socket	●	●
Front&rear USB	●	●
<b>Security configuration</b>		
ABS+EBD+ESC	●	●
Traction Control System (TCS)	●	●
Roll Movement Intervention (RMI)	●	●
Electrical Park Brake (EPB)	●	●
Tire Pressure Monitoring System (TPMS)	●	●

Uphill and downhill assist	●	●
Auto hold (AVH)	●	●
Bluetooth hands-free telephone	●	●
Off- Road cruise control(COO)	●	●
Optional driving mode + expert mode	●	●
Collision oil cut-off system	●	●
EDR accident data recorder	●	●
Vehicle Speed Alarm (120km/h)	●	●
Dashboard atmosphere light	●	●
360 camera	●	●
Integrated parking	×	●
Engine immobilizer	●	●
<b>Interlligent technology</b>		
Parking sensor	4 probes	6 probes
Front sensor	4 probes	6 probes
Astern Side Warning(RCTA)+Astern Side Warning Braking(RCTB)	●	●
Lane Departure Warning (LDW)	●	●
lane Keeping Assist (LKA)	●	●
Lane Centering Keeping (LCK)	●	●
Emergency Lane Keeping (ELK)	●	●
Intelligent Evasion (IE)	●	●
Forward crossing warning system + forward crossing braking system	×	●
Driver fatigue monitor system	●	●
Front Collision Warning (FCW)	●	●
Front Collision Brake (FCB)	●	●
Rear Collision Warning (RCW)	●	●
Automatic Emergency Braking (AEB)+ pedestrian safety assistance	●	●
Bycycle safety assistance	●	●
One-button start system	●	●
Automatic unlocking for collision	●	●
Driving lock	●	●
Door Opening Warning (DOW)	●	●
Heads-up display (HUD)	×	●
Traffic Sign Reminder (TSR)	●	●
Over speeding alarm	●	●
Intelligent speed assist	●	●
Adaptive Cruise Control (ACC)	●	●
Intelligent cruise control	●	●
Traffice Jam Assist (TJA)	●	●
Intelligent comering brake control	●	●
AEB-crossroads assist	●	●
Front radar automatically turns on at low speed	●	●
One-key inner loop mode	●	●
Keyless entry on driver's side + co-pilot's side	●	●
Actively enter + leave the system	●	●
Transparent chassis	×	●




# Body Color



Crystal Gray



Hamilton White



Sun Black

# Interior



Dark



Blue & Beige

# Wheel



20 Inch alloy



18 Inch alloy

G W M T A N K  
500

• Features and colourings may differ from actual product and vary model-wise. Please check with your local dealer for detailed specifications

G W M T A N K  
500



PT. INCHCAPE INDOMOBIL ENERGI BARU

• Features and colourings may differ from actual product and vary model-wise. Please check with your local dealer for detailed specifications



**GWM**

**SCAN & DOWNLOAD  
OUR LATEST BROCHURE**



**SCAN  
ME!**